

brandbook

Brand Visual Guideline.



Table of Contents

- Logo
- Safe Areas
- Brand and Wordmarks
- Colors
- Monochromatic Colors
- Applications on Backgrounds
- Logo Scaling
- Icon Scalability
- Typography
- Letterhead Safe Margin
- Wrong Usage
- Logo Positioning
- Brand Pattern







Safe areas

It ensures that the logo is never placed too close to the edge of a document. The X factor is measured using the width of the letter y from the logo and must be applied to all four sides of the logo as illustrated below.



The same happens with the symbol, but here we can use half of the symbol to define the factor X.





Brandmark

A brand mark is a symbol, element, art design, or visual image that helps immediately recognize a certain company.



Wordmark

A wordmark is the custom design of a brand name. It includes the exact typeface, color, letter spacing, and arrangement of a word. The whole design is wrapped up in the typography, the nuanced handling of the letters only without additional symbols or graphics.

Kargorasyon

Colors



#420B6E




#FF9800



#FF6C00



#000000



#FFFFFF

Monochromatic Colors

Black and white logos are monochrome versions of your colored logo. Monochrome is using a single color throughout the whole logo design. It does not contain any other effects, shadows or shades other than the single color selected.

Explanation

Logos are sometimes used in non-conventional ways like laser engravings, embroidery, 3d printing, textile printing. All of these products use special machines that don't support ordinary colored files. This is where monochrome (black and white) formats come into play.



Applications on Backgrounds

These are useful backgrounds for Logos. Make sure that you can use these backgrounds. Only use these types of contrast for your Logo's background.



Logo Scaling

These are logo scaling recommendations. You can see the minimum size for each screen type. Make sure that your logo does not scale down from the minimum size.



150PXL



250PXL



350PXL





Kargorasyon

Icon Scalability

There's no flexibility in icon size—they come in tiny and tinier, and can't be stretched or changed. That means that legibility is first priority for app icons. You'll notice that icons don't only appear on the home page, they also appear in sub-menus with an even more reduced size.



Typography

Poppins

Ad

Heading
Bold

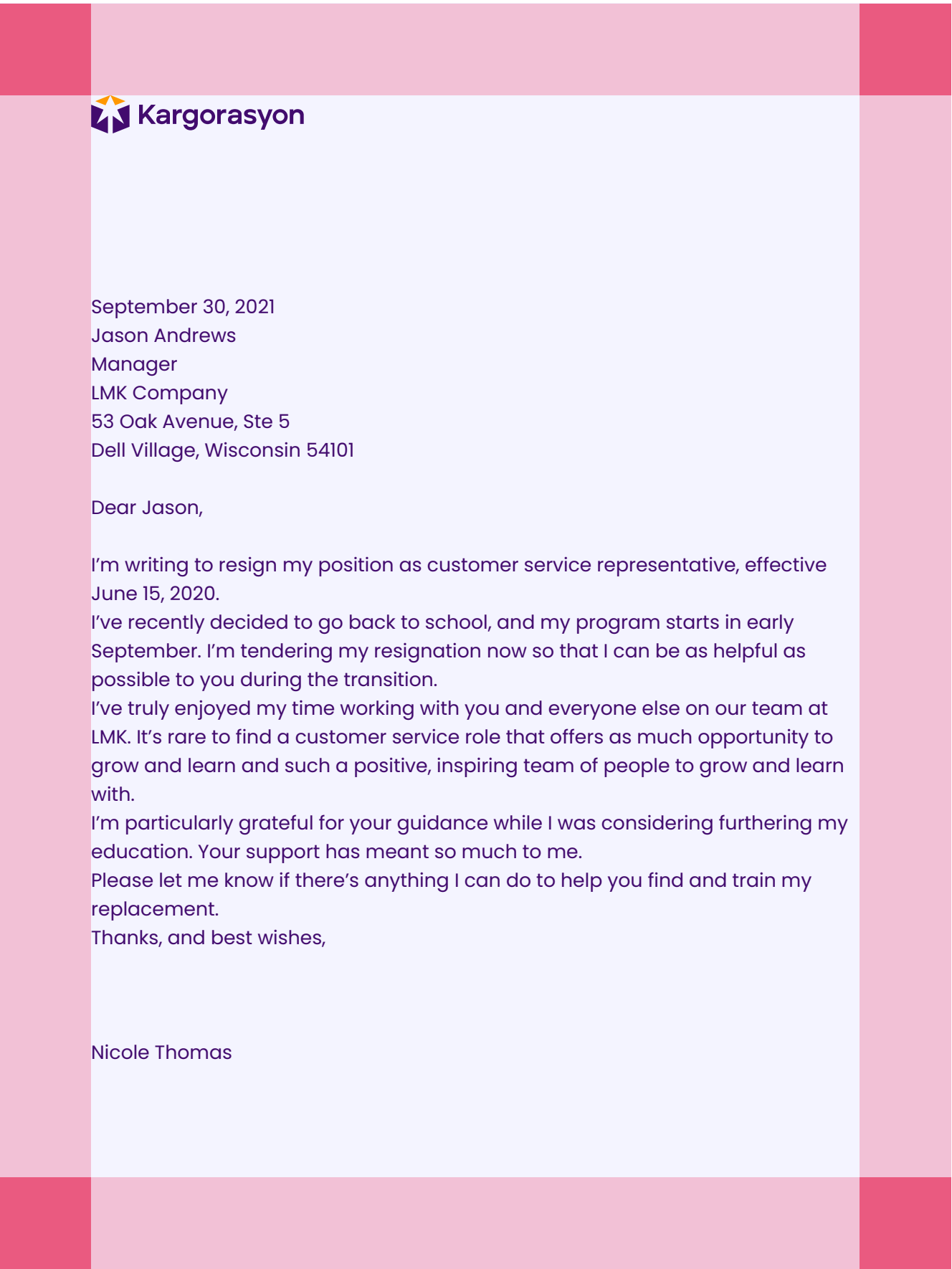
**Nulla ac massa
sem. Cras vitae
ipsum tincidunt,
posuere augue
quis.**

Paragraph
Regular

Easily Fix Hundreds of Writing Issues That Other Tools Can't Find. Grammarly Helps You Write Your Best. See Immediate Results. Try Now! AI Writing Assistant. Eliminate Grammar Errors. Improve Word Choice. Find and Add Sources Fast. Easily Improve Any Text.

Letterhead Safe Margin

This is the minimum “Safe Margin” for a letterhead. Make sure that when you create documents that the “Safe Margin” should be at least 48pxl from the edges.



Wrong Usage

Always keep in mind these wrong usages of logos.
Avoid these types of errors while using logos on
any material.




Logo Positioning

These are different types of position for the logo. Each position is depending on the different logo usage situations. There are four recommended positions for the Brand Logo. Which is top center, top left, bottom right and center.



Brand Pattern

Brand Patterns are one of the most exciting and interesting branding elements. They play an important role in creating strong brand recognition, bringing depth to a brand identity, and creating a memorable brand experience. In fact, sometimes a brand pattern can be more recognizable than the logo itself.





THANK YOU